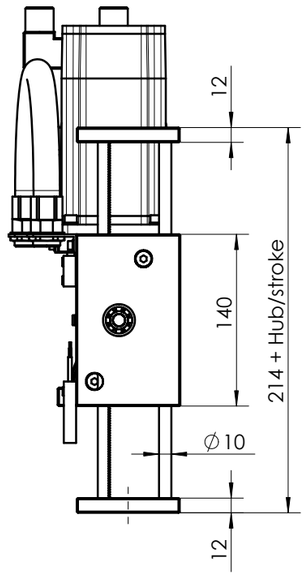

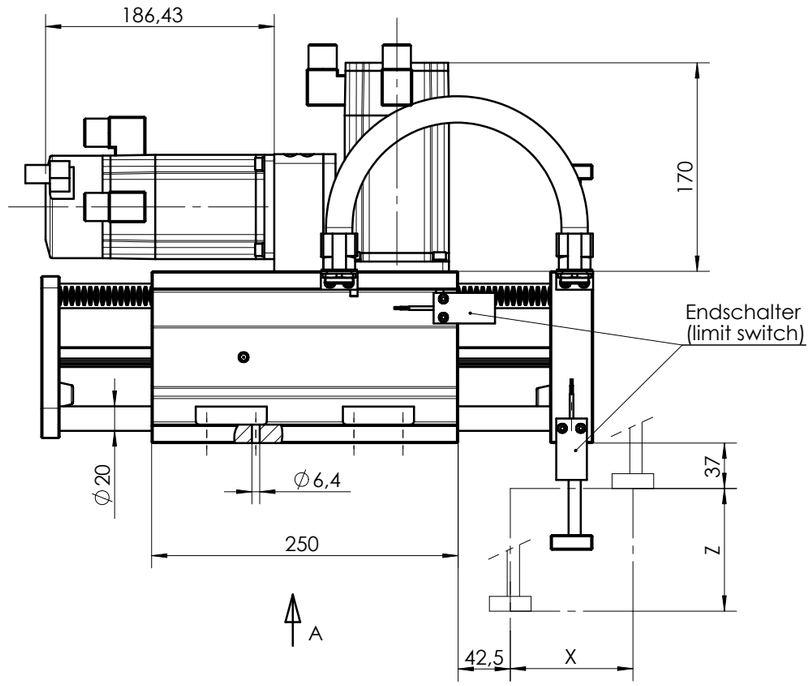

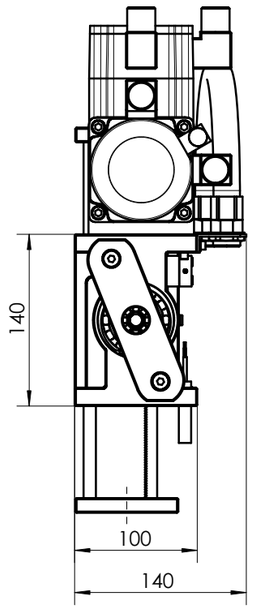

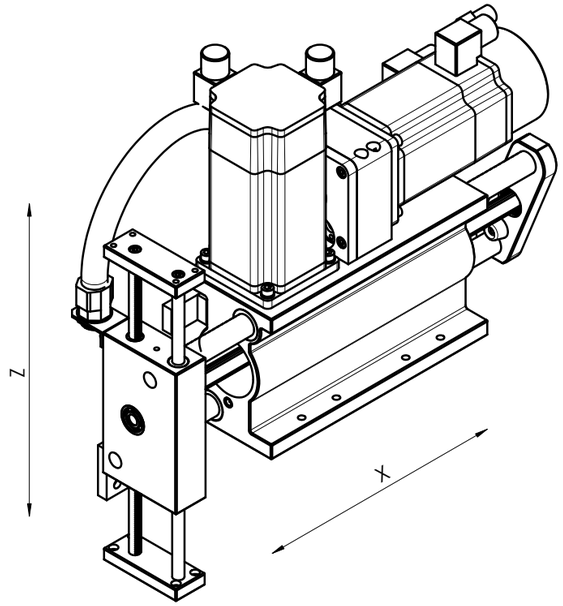

Ansicht (view) A

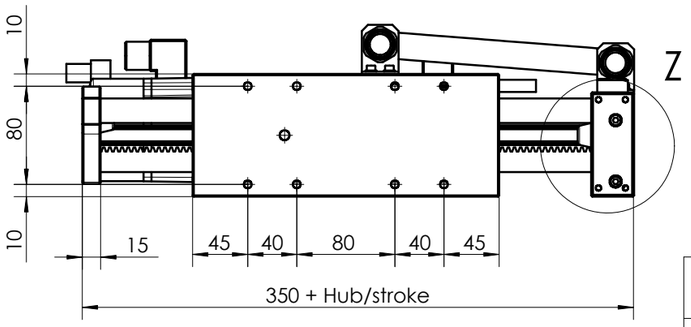

Detail (detail) Z
Endplatte (endplate)
M 1:2

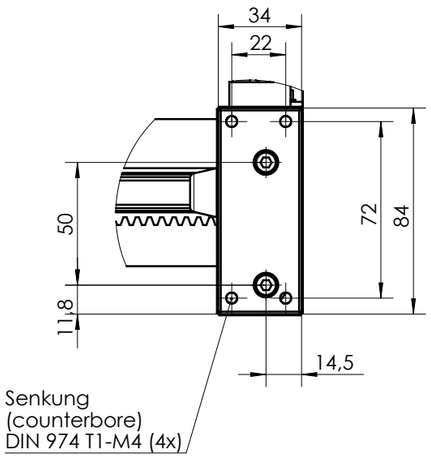

Kugelführung (K) / ball guide : Last/load max. m= 2 kg

Maßblatt mit Schrittmotoren / Dimension drawing with stepper motors
Die Ausrichtung von Motorstecker und Geberstecker sind in Standardstellung gezeigt
The orientation of the motor and encoder connectors are shown in their default positions

	Achse/ axis	Achs-Typ/ axis-typ	Standard-Motor/ standard-motor	Hub max./ stroke	Wiederhol-genauigkeit/ repeatability	Hub/Umdrehung stroke per revolution
Schritt-motor	X	integrated	VRDM 3913 LWC OO	300mm	+/- 0,1	100mm
Stepper-motor	Z	integrated	VRDM 397 LWC BO	150mm	+/-0,1	100mm

BERGER LAHR
BERGER LAHR GmbH & Co. KG
Abteilung ROBOTIC
Breslauer Str. 7, D-77933 Lahr
Postfach 1180, D-77901 Lahr
Tel.: +49 7821 / 946 - 0
Fax: +49 7821 / 946 - 394
http://www.berger-lahr.de
a company of Schneider Electric

Maßblatt/ Dimension drawing

Linearpositionier LP-A
VRDM39xx Standard

	Datum/date	Name/name	Maßstab
Bearb.	11.07.2003	Armbruster	1:5
Gepr.			

Zeichn.Nr/draw nr.: **MB 551.13- Zu /V00**

Zeichn.Name/draw name.: LP-A_MB551-13